



Plumas County Children and Families Commission


Mid Year Evaluation Report 2014/15

March 11, 2015

minicucci | associates


Home Visitation Program: Third Year of Implementation

- ▶ Family First, operated by the Plumas County Public Health Agency
- ▶ Early Intervention Project, operated by the Plumas Unified School District
- ▶ Roundhouse Council
- ▶ Early Childhood Development Specialist Jaye Bruce
- ▶ Behavioral/Mental Health Services Plumas Rural Services

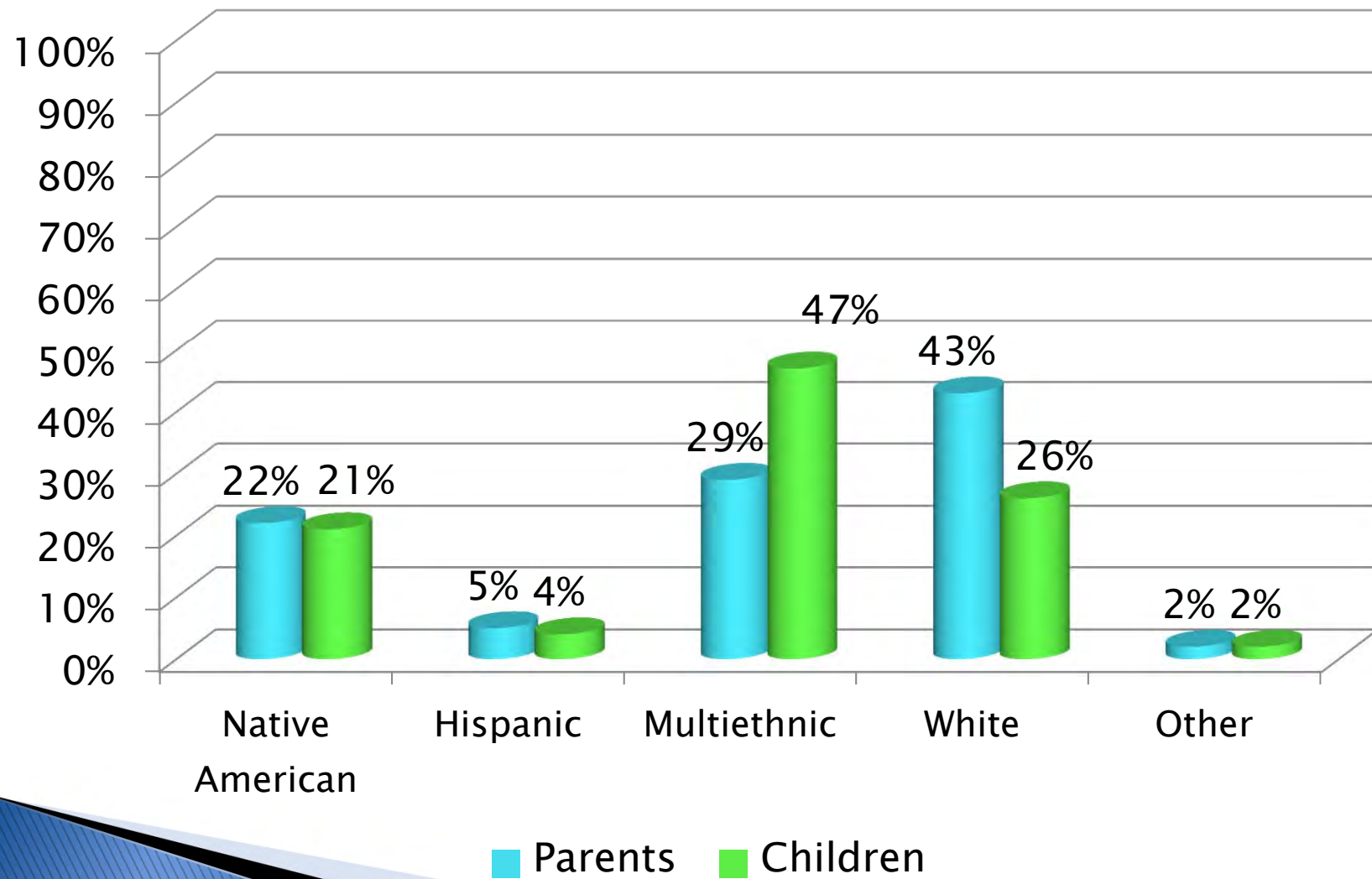


Program Overview

- ▶ Clients:67
 - Family First: 39
 - Early Intervention: 5
 - Roundhouse Council: 17
 - Early Childhood Development Specialist: 18 (overlap with other programs)
 - Behavioral/Mental Health Services: 3
- ▶ 61 children (some women were pregnant)
- ▶ 57% of children were 0 to 2, 43% were 3 to 5 years old




Ethnicity of Parents and Children

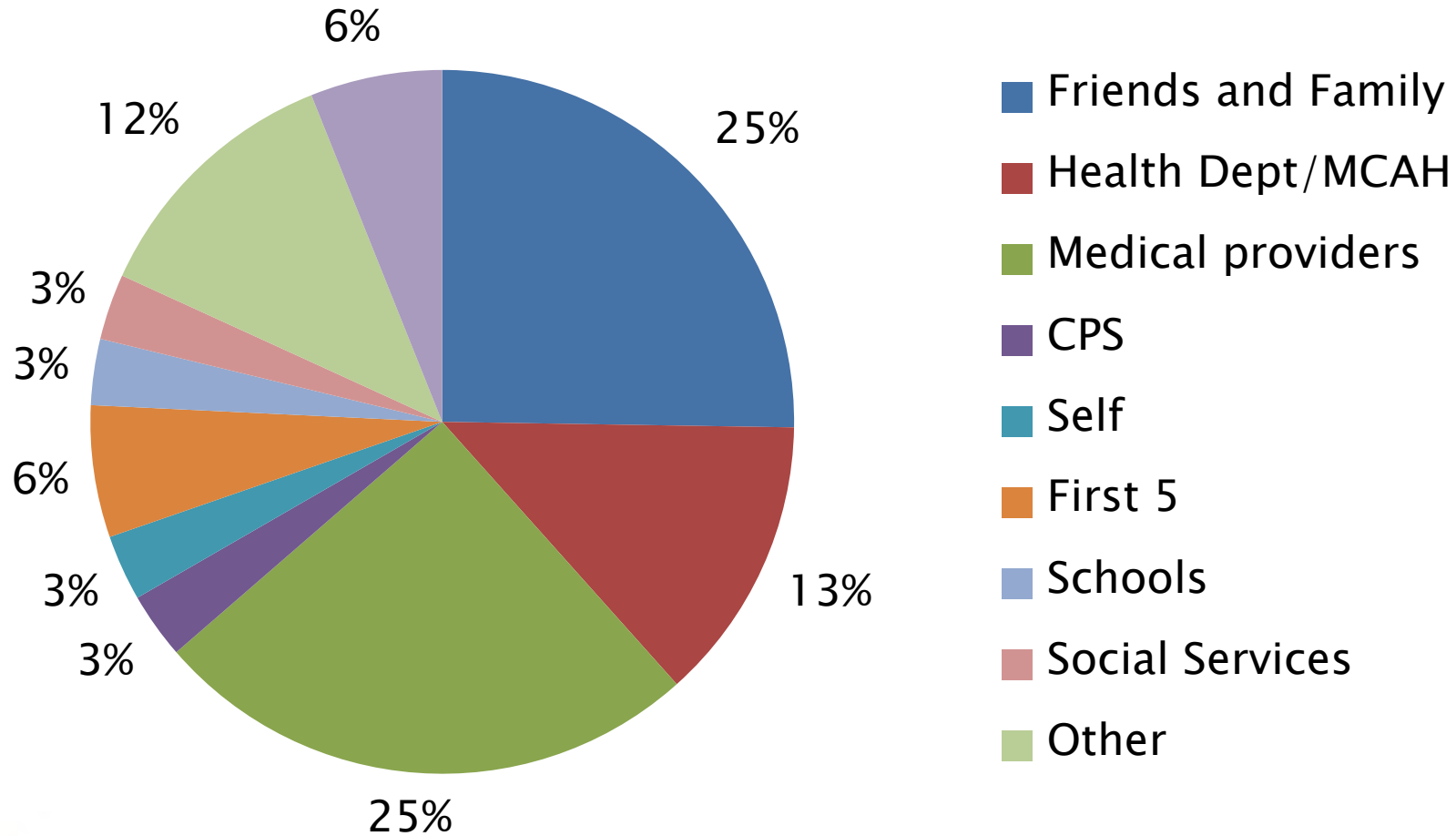


Geographic Reach

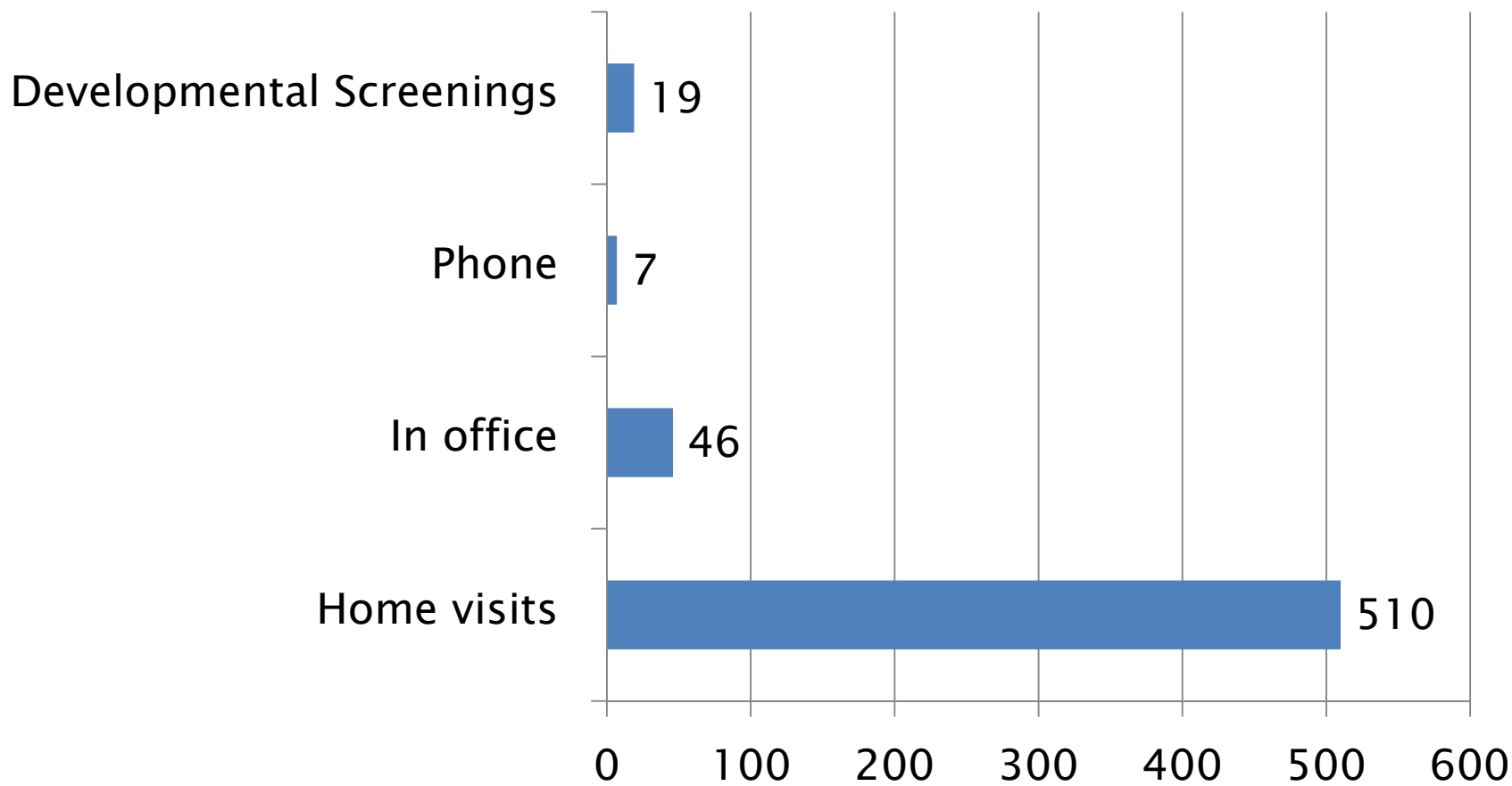
- ▶ **Community:**
 - Greenville: 30 %
 - Portola: 27%
 - Quincy: 24%
 - Chester: 9%
 - Taylorsville: 3%
 - Crescent Mills: 2%
 - Cromberg: 2%



Referral Sources




Services



*For families consenting to be in evaluation


Behavioral/Mental Health Services

- ▶ Implementation began December 15, 2014
- ▶ Evaluation tools/procedures developed
- ▶ 3 clients served in December
- ▶ Referrals:
 - 2 from Family First; 1 from Social Services
- ▶ Therapeutic counseling provided




Preliminary Outcomes

- ▶ Engagement Rate: Families accept 4 or more home visits
- ▶ Father involvement
- ▶ Compliance with evaluation data collection



Preliminary Outcomes, Continued

- ▶ Health Access: Entry Compared to 6 Month Follow Up
- ▶ Family Literacy Practices: Entry Compared to 6 Month Follow Up
- ▶ Family Functioning Pre and Post Protective Factors Parent Survey



Preliminary Outcomes, Continued

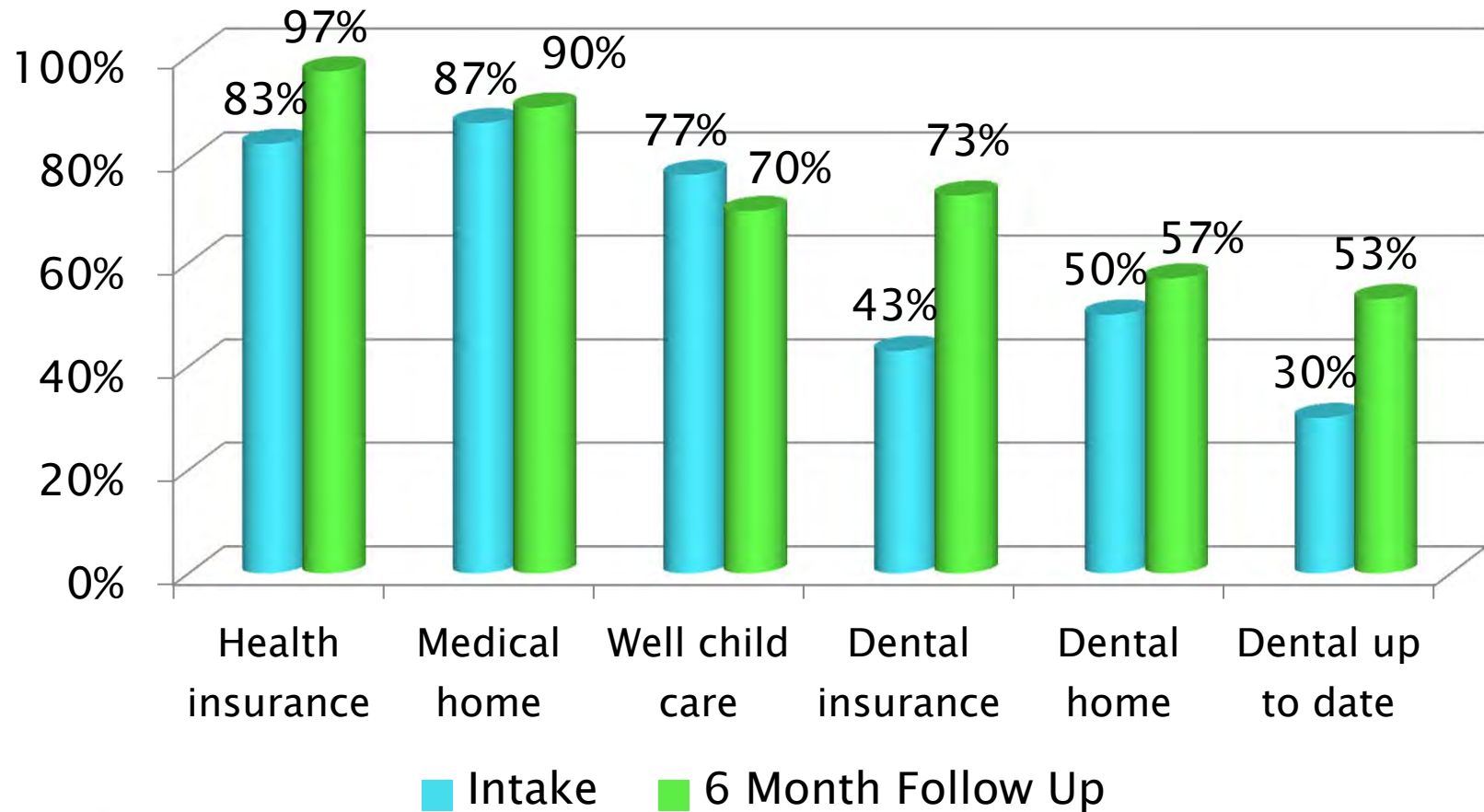
- ▶ Engagement rate: 88% (4 or more home visits)
 - Family First 79%
 - Early Intervention 100%
 - Early Childhood Development Specialist 100%
 - Roundhouse Council 88%

- ▶ Father involvement
 - Fathers present in 16% of home visits
 - Family First home visitors find fathers needs relate to practical everyday support: car seat installation; administering medication; immunization schedule and information

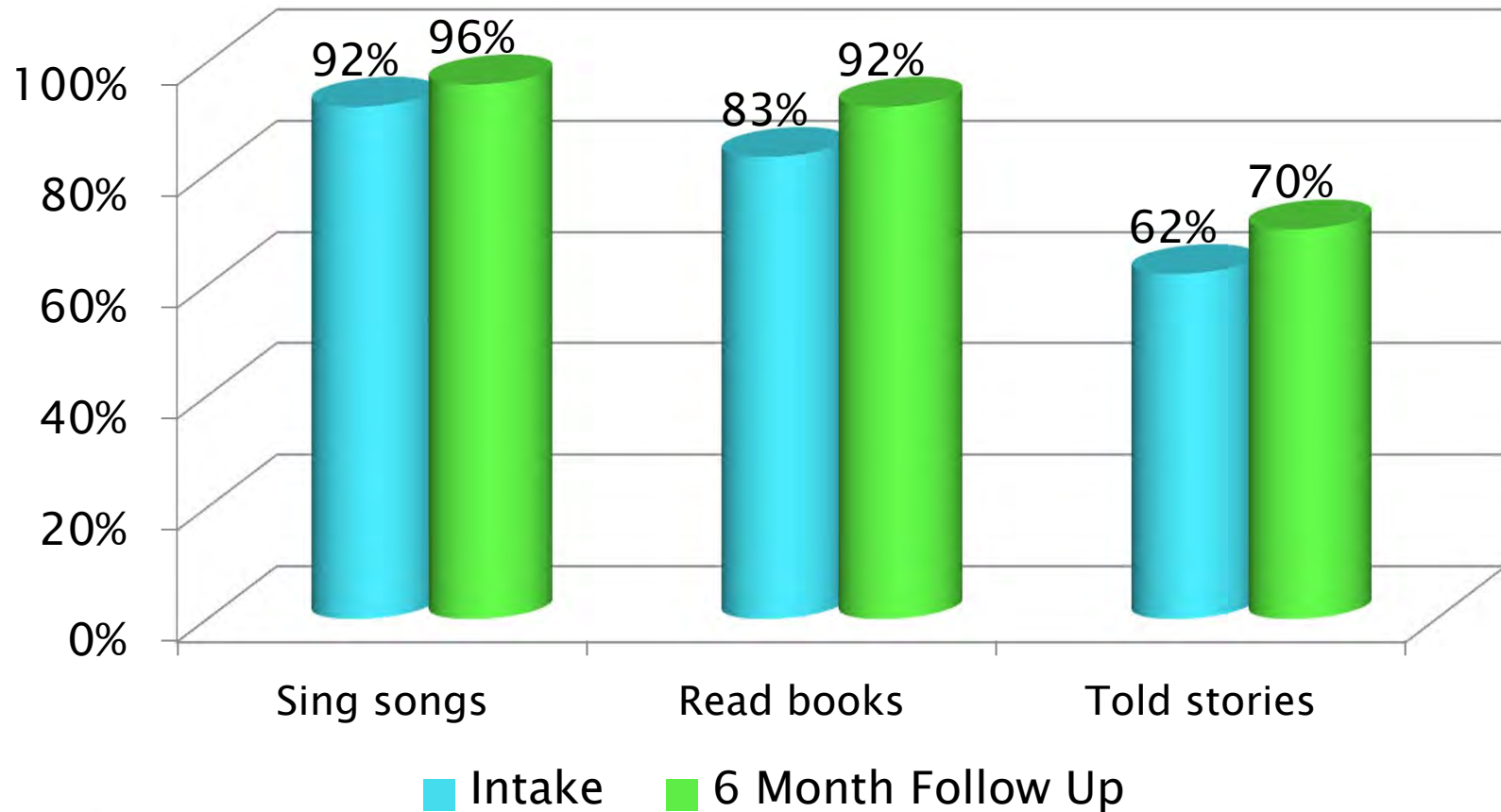
- ▶ Compliance rate with evaluation: 94% compared to 97% in 2013/14



Preliminary Outcomes: Health Access




Preliminary Outcomes: Family Literacy Practices 3 or more times a week

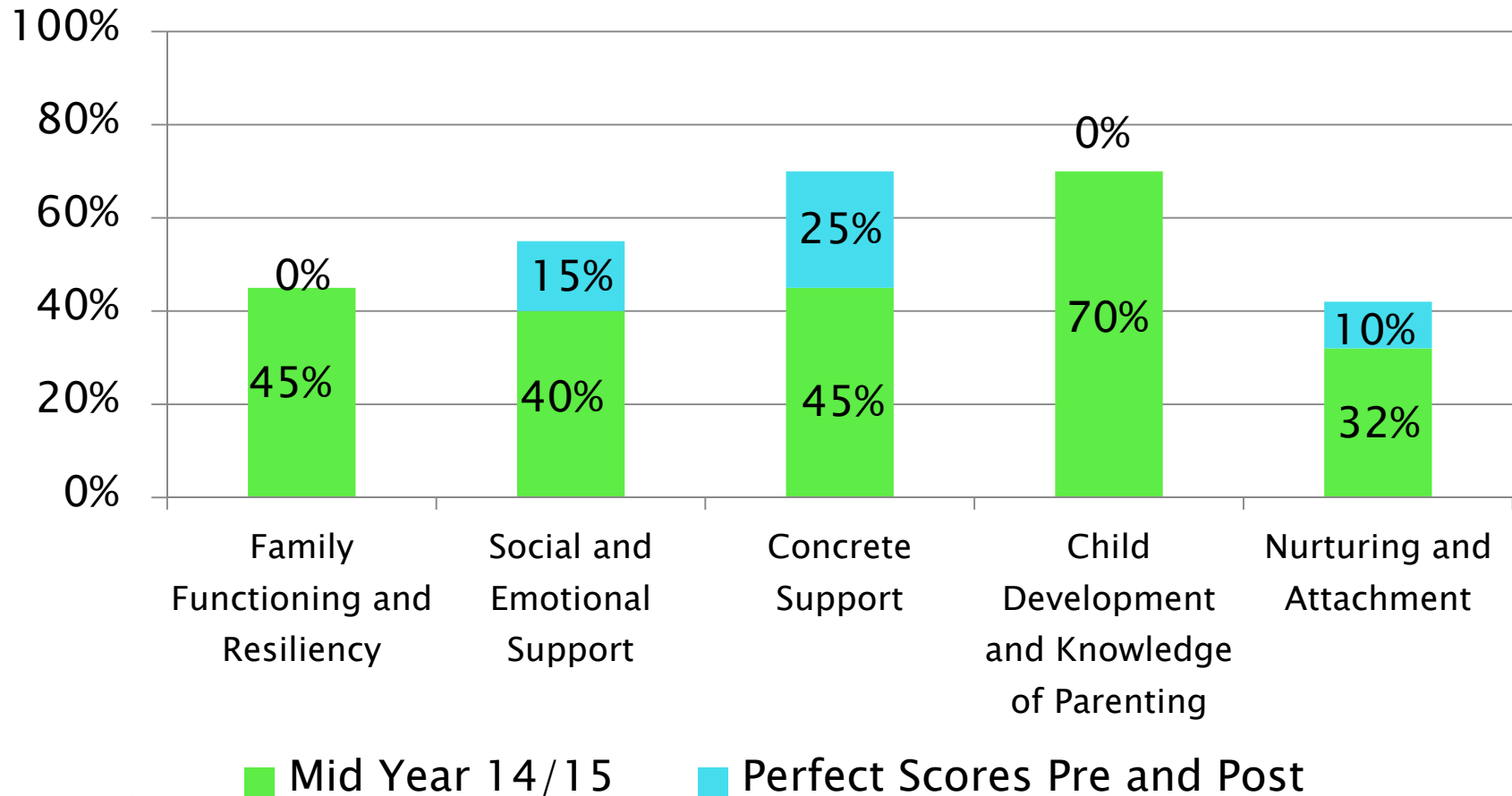


Outcomes: Family Functioning

- ▶ Protective Factors Parent Survey Domains
 - ▶ Family Functioning and Resiliency
 - ▶ Social and Emotional Support
 - ▶ Concrete Support
 - ▶ Child Development and Knowledge of Parenting
 - ▶ Nurturing and Attachment
- ▶ Score range from 1 to 7




Protective Factors Survey: Percent of Families Improving or Having Perfect Score Pre and Post



Collaboration

- ▶ Among First 5 Funded Home Visiting Programs 22 families Jointly Served
 - Early Intervention and Early Childhood Development Specialist: 6 families
 - Family First and Early Childhood Development Specialist: 12 families
 - Family First and Roundhouse Council: 2 families
 - Family First and Early Intervention: 2 families
- ▶ 2 families served by 3 programs
- ▶ Home Visiting Programs are referring clients to Behavioral/Mental Health Services



Collaboration, Continued

- ▶ Collaboration with county agencies
 - Referral and joint case conferencing with Social Services, Children's Protective Services
 - Home Visiting Coalition and Mountain Interagency Lactation Coalition
 - Family First receiving referrals from Plumas District Hospital, Eastern Plumas Health Care and health providers




Conclusions

- ▶ Home Visiting Program successfully implemented in 2014/15
 - Referrals from a range of sources
 - Programs collaborating with each other and other agencies to benefit families
 - Expansion of program services with new Behavioral/Mental Health services




Conclusions

- ▶ Home Visiting Program met most of its desired outcomes:
 - Engagement rate is 88%
 - Access to health care and dental care improved
 - Family literacy practices improved




Conclusions, Continued

- ▶ Child development and Knowledge of Parenting improved for 70% of clients
- ▶ Concrete support improved or remained high for 70% of clients
- ▶ Social Emotional Support improved or remained high for 55% of clients



Conclusions, Continued

- ▶ Result areas where improvement needed:
 - Family Functioning and Resiliency
 - Nurturing and Attachment



Recommendations

- ▶ Continue program development on family literacy
- ▶ Enhance resources for Early Childhood Development Specialist due to high demand
- ▶ Enhance integration of Behavioral/Mental Health Services with home visiting programs
- ▶ Explore greater focus on School Readiness with 3 to 5 year olds

